



UTR Stage Plot



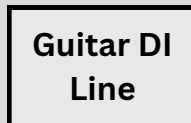
Bass Amp



**Bass
Station**



**Chloe
Condenser**



**Center
Condenser**



**Banjo/Mandolin
Mic**



Audience

UTR Input List

1. **Center** - Large Diaphragm Condenser Mic (provided by band)
2. **Stage Right** - Large Diaphragm Right Condenser (provided by band)
3. **Stage Left** - Small Diaphragm Condenser (provided by band)
4. **Center** - Guitar Line
5. **Up Stage Middle** - Bass Line

Extra Lines that may ADDED to the list depending on venue situation:

- Mandolin Line
- Fiddle Line

Performance Notes:

- Center Mic will be used for most of the vocals.
- Stage Right Mic will be used for Chloe Lead + Fiddle
- Stage Left will be used to Mic the Banjo + Mandolin
- Guitar line is only to give a bit more presence in the mix. Guitar will still solo into Center or Stage right mic.
- We usually don't use much for monitors, But we will put a little bit of the guitar line in the wedge if need be.